

# 200.66 - Mobi™

## Solution Document

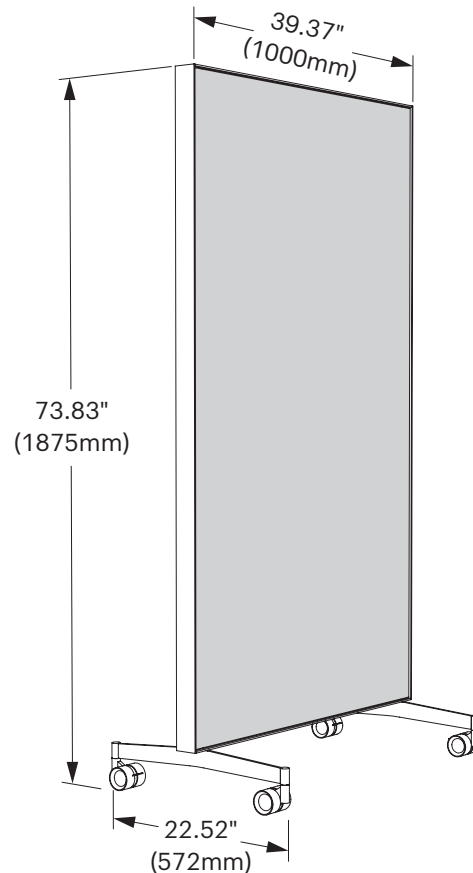


For more information, please visit [3-form.com](https://3-form.com) or call 800.726.0126

APRIL 2022 | MAN-RTG-200-66 | REV 003 © 2022 3form, Inc. All rights reserved.

## Overview

The SimpleSpec 200.66 solution is a free standing mobile magnetic Glass Markerboard. Available in a fixed size with white glass and white frame.

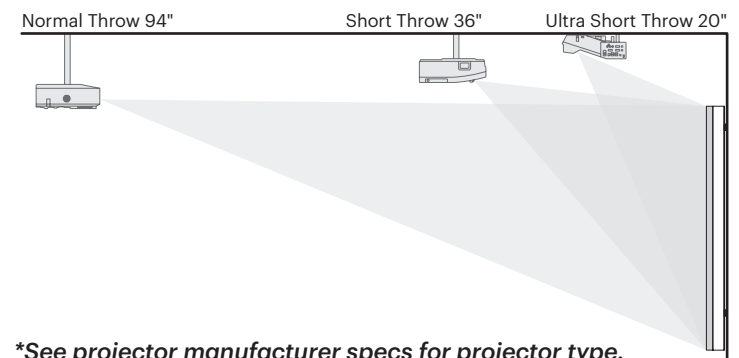


## Features and Benefits

- **Glass Type:** Tempered Low Iron
- **Glass Finish:** Gloss or Matte
- **Glass Color:** Chalk (White)
- **Frame Color:** White
- **Weight:** 153 lbs.
- Ships from North Carolina
- Markerboards are supplied standard with a magnetic surface that can be used with any rare-earth magnetic accessories
- Matte finish is short throw projectable
- Matte finish is achieved with a light etch process

## Projectable Surface

3form Markerboards are able to function as a projectable surface. For optimal performance, a matte finish and a short throw projector are recommended.



### Accessory Kit

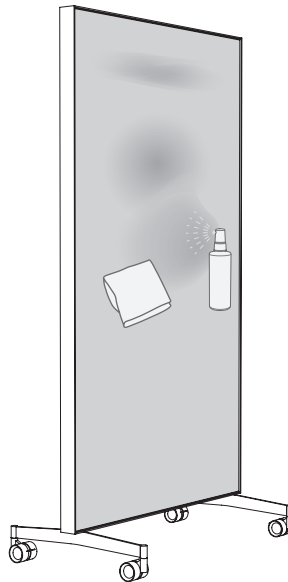
Rare earth magnet accessory kit included.



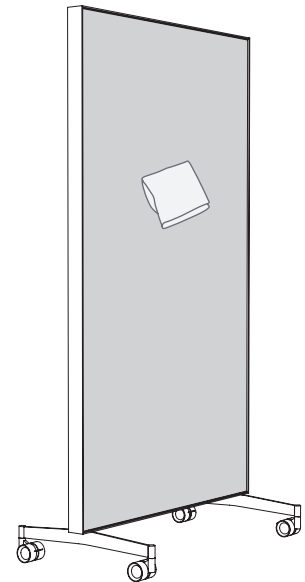
- **White GlasMag Accessories**
- **Tested Strength:** accessories hold on ¼" thick Glass Marker-boards
- **Functional Design:** accessories made to meet the needs of the modern workforce
- **Quality Magnets:** accessories use the strongest magnets commercially available
- **Magnetic Pawns:** hold up your best work by securing up to 20 sheets each
- **Magnetic Eraser:** easy to hold and handle, wipes away mistakes with effortless erasing
- **Magnetic Marker Holder:** fits up to 8 dry-erase markers and has an anti-slip traction pad

### Cleaning Instructions

Erasable markers, such as Rite-On markers, contain an ink that dries instantly and should be easily erased. After a period of use, a film or haze will develop on the surface of the board, which is the result of the ink residue that might not be completely removed when the board is erased. Different types of markers, and even different colors, will leave behind more residue. Matte finish markerboards will retain this haze much more than gloss finishes, and will require a wet erase much more frequently.



By using a spray-on type of glass cleaner, the board may be given a thorough cleaning. Simply spray the surface and briskly rub with a clean microfiber cloth.



Rinse with clear water. Avoid using caustic or abrasive types of cleaners.

### Installation

#### 1 Attach Casters to Mobi

*Care should be taken to protect the glass during assembly.*

Two (2) people should carefully tip the Mobi to install the casters (×4).

